



ISSN: 2454-9940



**INTERNATIONAL JOURNAL OF APPLIED
SCIENCE ENGINEERING AND MANAGEMENT**

E-Mail :
editor.ijasem@gmail.com
editor@ijasem.org

www.ijasem.org

System Software Defect Detection Using Machine Learning

Dr.K.ChinnaRao¹ D.Aparna², SK.Ayesha³, T.Sai⁴ And A.Balanarasimhareddy⁵

Article Info

Received: 09-01-2023

Revised: 10-02-2023

Accepted: 22-03-2023

Abstract- Fault-prediction techniques are aiming towards prediction of the software modules that are faulty so that it could be beneficial in the upcoming phases of software development. Difference performance criteria are being employed in order to boost the performance of the already existing ways. However, the main issue is the perspective of compiling their performances which is ignored constantly. Classification is the most used technique that is being used for the exclusion of faulty from non-faulty modules. Machine-learning techniques are used to find the defect, fault, ambiguity, and bad smell to accomplish quality, maintainability, and reusability in software. Software fault prediction techniques are used to predict software faults by using statistical techniques. However, Machine-learning techniques are also valuable in detecting software fault. This paper presents an overview of software fault prediction using machine-learning techniques to predict the occurrence of faults.

Keywords:-Software Fault, SVM, Random Forest, Evaluation.

INTRODUCTION

Large Information is the information that are hard to store, make due, and examine utilizing customary data set and programming methods. Large Information incorporates high volume and speed, and furthermore assortment of information that requirements for new procedures to think about it. Interruption identification framework (IDS) is equipment or programming screen that examines information to identify any assault toward a framework or an organization. Customary interruption location framework strategies make the framework more intricate and less proficient while managing Large Information, in light of the fact that its examination properties process is perplexing and consume most of the day. The prolonged stretch of time it takes to break down the information makes the framework inclined to hurts for some timeframe prior to getting any ready. In this manner, utilizing Large Information apparatuses and procedures to dissect

and store information in interruption discovery framework can diminish calculation and preparing time.

Without requiring framework refreshes, oddity based identification is powerful against obscure or zero-day attacks. Tragically, the bogus positive rates for this approach are regularly significant [5, 6]. To get past the disadvantages of utilizing only one interruption location approach while expanding the advantages of utilizing at least two, crossover based discovery consolidates at least two techniques. For interruption identification, many investigations have recommended AI calculations to bring down bogus positive rates and give exact IDS. The regular AI draws near, in any case, consume a large chunk of the day to learn and group information while managing Huge Information. IDS can conquer various hardships, like speed and processing time, by utilizing Large Information approaches and AI.

Assistant Professor¹Students^{2,3,4,5}

Department of computer science and engineering
Qis college of engineering & technology
Ongole , Andhrapradesh, India

To accelerate calculation and achieve exact arrangement, this paper presents Flash Large Information moves toward that arrangement with Enormous Information in IDS. We suggest the Flash Chi-SVM IDS grouping approach for this reason. Before normalizing the datasets to increment characterization execution, a pre-handling strategy is performed to change the downright information into mathematical information. To additional increment the order execution and abatement calculation time for the ensuing stage, the Chi Sq Selector technique is used to decrease restriction on the datasets. Ultimately, SVM is used to characterize the data. On the Apache Flash Enormous Information stage, we think about the SVM classifier and the Strategic Relapse classifier in view of region under the bend (AUROC), region under the accuracy review bend (AUPR), and time measurements. All the more explicitly, we use SVM With SGD to tackle the advancement. In this examination, the KDDCUP99 is scrutinized.

1. EXISTING SYSTEM

Title: Software defect prediction techniques using metrics based on neural network classifiers. Cluster Computing, 22(1), pp.77-88.

Authors: Jayanthi, R. and Florence, L., 2019

Abstract:- Programming ventures take a stab at programming quality improvement by steady bug forecast, bug evacuation and expectation of issue inclined module. This region has drawn in specialists because of its huge association in programming ventures. Different methods have been introduced for programming imperfection expectation. Late explores have suggested information mining utilizing AI as a significant worldview for programming bug expectation. condition of-workmanship programming deformity forecast task experience the ill effects of different issues like arrangement precision. Notwithstanding, programming deformity datasets are imbalanced in nature and known shortcoming inclined because of its tremendous aspect. To resolve this issue, here we present a consolidated methodology for programming deformity expectation and expectation of programming bugs. Proposed approach conveys an idea of element decrease and computerized reasoning where highlight decrease is done by notable guideline part examination (PCA) conspire which is additionally improved by consolidating greatest probability assessment for blunder decrease in PCA information remaking. At last, brain network based arrangement procedure is

applied which shows expectation results. A system is figured out and executed on NASA programming dataset where four datasets i.e., KC1, PC3, PC4 and JM1 are considered for execution examination utilizing MATLAB reproduction device. A broad test review is performed where disarray, accuracy, review, grouping exactness and so forth boundaries are registered and contrasted and existing programming imperfection forecast strategies. Exploratory review demonstrates the way that proposed approach can give better execution to programming deformity forecast.

Ni

Title:- Integrated approach to software defect prediction. IEEE Access, 5, pp.21524-21547.

Authors:-Felix, E.A. and Lee, S.P., 2017

Abstract:- Programming deformity forecast gives noteworthy results to programming groups while adding to modern achievement. Observational investigations have been led on programming deformity expectation for both crossproject and inside project imperfection forecast. Be that as it may, existing examinations still can't seem to exhibit a strategy for foreseeing the quantity of imperfections in an impending item discharge. This paper presents such a strategy utilizing indicator factors got from the imperfection speed increase, in particular, the deformity thickness, deformity speed, and imperfection presentation time, and decides the relationship of every indicator variable with the quantity of imperfections. We report the utilization of an incorporated AI approach in view of relapse models built from these indicator factors. An investigation was led on ten unique informational indexes gathered from the Commitment storehouse, containing 22 838 occurrences. The relapse model built as an element of the typical deformity speed accomplished a changed R-square of 98.6%, with a p-worth of < 0.001. The typical imperfection speed is firmly emphatically corresponded with the quantity of deformities, with a relationship coefficient of 0.98. Hence, it is shown the way that this procedure can give an outline to program testing to improve the viability of programming advancement exercises.

Title: Numerous bit gathering learning for programming imperfection expectation. Autom. Softw. Eng. 23, 569-590 (2015).

Author:-Wang, T., Zhang, Z., Jing, X., Zhang, L.

Abstract:- Programming deformity expectation means to foresee the imperfection inclination of new programming modules with the verifiable deformity information in order to work on the nature of a product framework. Programming verifiable imperfection information has a confounded construction and an obvious trait of class-unevenness; how to completely break down and use the current verifiable deformity information and fabricate more exact and compelling classifiers has drawn to extensive specialists' advantage from both scholarly world and industry. Numerous piece learning and group learning are viable methods in the field of AI. Different part learning can plan the verifiable deformity information to a higher-layered include space and make them express better, and outfit learning can utilize a progression of powerless classifiers to decrease the inclination produced by the larger part class and get better prescient execution. In this paper, Xu, Z., Xuan, J., Liu, J., Cui, X.: MICHAC: imperfection forecast by means of component choice in view of maximal data coefficient with various leveled agglomerative grouping. In: 2016 IEEE 23rd Worldwide Meeting on Programming Examination, Advancement, and Reengineering (SANER), Suita, pp. 370-381 (2016). e benefits of both various piece learning and gathering learning. We subsequently propose a different portion gathering learning (MKEL) approach for programming imperfection characterization and expectation. Taking into account the expense of hazard in programming imperfection expectation, we plan another example weight vector refreshing system to decrease the expense of chance brought about by misclassifying deficient modules as non-damaged ones. We utilize the broadly utilized NASA MDP datasets as test information to assess the presentation of all thought about strategies; trial results show that MKEL beats a few delegate cutting edge imperfection forecast techniques.

2. PROPOSED METHOD

3.1 SVM

proposed model The analysts frame the recommended model as well as the strategies and devices utilized in this segment. SVM model is portrayed in Figure 1. The proposed model's means can be summarized as follows:

- 1 Import the datasets and send out it to Datasets and Information Casing.
- 2 Pre handling of information.
- 3 Component decision.

4 Utilize the preparation datasets to prepare SVM.

5 Utilize the datasets to test and survey the model.

3.2 Arrangements of information Portrayal

The recommended model is surveyed utilizing the datasets informational collection. There are precisely occasions utilized altogether. The 'class' defect, which recognize typical cases and assaults, are one of the traits in the datasets.

3. SYSTEM ARCHITECTURE

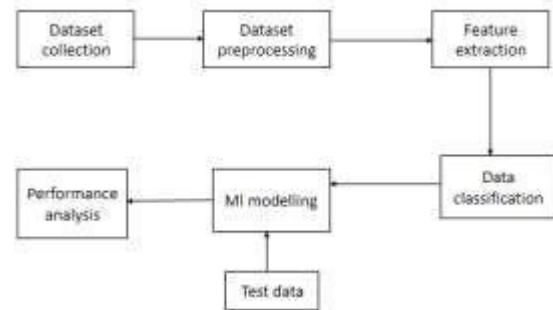


Figure 1

4. METHODOLOGY

- i. Data Gathering,
- ii. preprocessing of the data,
- iii. feature extraction,
- iv. evaluation model, and
- v. user interface

5.1 Data Gathering

This paper's information assortment comprises of various records. The determination of the subset of all open information that you will be working with is the focal point of this stage. Preferably, ML challenges start with a lot of information (models or perceptions) for which you definitely know the ideal arrangement. Marked information will be data for which you are as of now mindful of the ideal result.

5.2 Pre-Processing of Data

Format, clean, and sample from your chosen data to organise it.

There are three typical steps in data pre-processing:

1. Designing
2. Information cleaning
3. Inspecting

Designing: It's conceivable that the information you've picked isn't in a structure that you can use to work with it. The information might be in an exclusive record configuration and you would like it in a social data set or text document, or the information might be in a social data set and you would like it in a level document.

Information cleaning; is the most common way of eliminating or supplanting missing information. There can be information examples that are inadequate and come up short on data you assume you really want to resolve the issue. These events could should be eliminated. Moreover, a portion of the traits might contain delicate data, and it very well might be important to anonymize or totally eliminate these properties from the information.

Inspecting: You might approach significantly more painstakingly picked information than you want. Calculations might take significantly longer to perform on greater measures of information, and their computational and memory prerequisites may likewise increment. Prior to considering the whole datasets, you can take a more modest delegate test of the picked information that might be fundamentally quicker for investigating and creating thoughts.

5.3 Feature Extraction

The following stage is to A course of quality decrease is include extraction. Highlight extraction really modifies the traits instead of element choice, which positions the ongoing ascribes as indicated by their prescient pertinence. The first ascribes are straightly joined to create the changed traits, or elements. Finally, the Classifier calculation is utilized to prepare our models. We utilize the Python Normal Language Tool stash's classify module.

We utilize the gained marked dataset. The models will be surveyed utilizing the excess marked information we have. Pre-handled information was ordered utilizing a couple of AI strategies. Irregular woodland classifiers were chosen. These calculations are generally utilized in positions including text grouping.

5.4 Assessment Model

Model The method involved with fostering a model incorporates assessment. Finding the model that best portrays our information and predicts how well the model will act in what's to come is useful. In information science, it isn't adequate to assess model execution utilizing the preparation information since this can rapidly prompt excessively hopeful and overfitted models. Wait and Cross-Approval are two

procedures utilized in information science to evaluate models.

The two methodologies utilize a test set (concealed by the model) to survey model execution to forestall over fitting. In light of its normal, every classification model's presentation is assessed. The result will take on the structure that was envisioned. diagram portrayal of information that has been ordered.

Algorithm:

1) Random Forest

Random Forest is an outfit based administered AI strategy. To make a more compelling forecast model, you can join a few sorts of calculations or utilize a similar strategy at least a couple of times in gathering learning. The name "Irregular Timberland" comes from the way that the arbitrary woodland strategy blends a few calculations of a similar kind, or different choice trees, into a backwoods of trees. Both relapse and characterization errands can be performed utilizing the irregular timberland approach.

- Coming up next are the essential stages expected to execute the irregular woods calculation.
- Pick N records aimlessly from the datasets.
- Utilize these N records to make a choice tree.
- Select the number of trees you that need to remember for your calculation, then, at that point, rehash stages 1 and 2.
- Each tree in the timberland predicts the classification to which the new record has a place in the order issue. The classification that gets most of the votes is at last given the new record.
- The Advantages of Irregular Woodland
- The way that there are numerous trees and they are completely prepared utilizing various subsets of information guarantees that the irregular timberland strategy isn't one-sided.
- The irregular woods strategy fundamentally relies upon the strength of "the group," which reduces the framework's general predisposition. Since it is extremely challenging for new information to influence every one of the trees, regardless of whether another information point is added to the datasets, the general calculation isn't highly different.

- In circumstances when there are both downright and mathematical highlights, the irregular woods approach performs well.
- At the point when information needs esteems or has not been scaled, the irregular woodland method likewise performs well.

2) SVM

Vapnik presented the Support Vector Machine (SVM), a managed learning procedure. Information for order and relapse are investigated. Information is partitioned into different classes by SVM utilizing a N-layered hyperplane. SVM partitions the information into two classes in the double characterization by using a straightly hyperplane, which is viewed as directly divisible in the event that a vector w and a scalar b exist, for example,

$$wTx + b \geq 1$$

$$wTx + b \leq -1$$

where b is a predisposition worth and w is the weight vector.

The biggest edge between the vectors of the two classes, otherwise called the most extreme edge classifier, is the way SVM expands the edge to get the least mistake order and best execution, To get the best isolating hyperplane for a straight characterization, apply the accompanying condition:

$$\min \frac{1}{2} \|w\|^2$$

Dependent upon:

$$y_i(w \cdot x_i + b) \geq 1; \forall (x_i, y_i) \in D$$

To limit the effect of exceptions and characterization mistake, the delicate edge SVM is utilized. In the strategy adds a non-negative leeway variable. Slack variable is a steady that the client characterizes to compromise edge and misclassification blunder.

$$\min \frac{1}{2} \|w\|^2 + C \sum_{i=1}^N \xi_i$$

Dependent upon:

$$y_i(w \cdot x_i + b) \geq 1 - \xi_i; \xi_i \geq 0, i = 1, \dots, N$$

At the point when I is the leeway variable, C is a punishment boundary that deals with the compromise between grouping edge and cost of misclassification mistake, and the boundary C deals with the compromise among edge and

slack variable size. The names in the Flash Chi-SVM model are class records, and the vectors x_i at preparing datasets are addressed by a RDD of Marked Point in ML-lib. The SVM model's misfortune capability, not set in stone by the pivot misfortune:

$$L(w; x, y) = \max\{0, 1 - w \cdot x\}$$

In our model, we use SVM With SGD technique. SVM With SGD is prepared with a L2 regularization with the regularization boundary = 1.0

$$L2 = \frac{1}{2} \|w\|^2$$

SVM is appropriate for dealing with high layered information, like Large Information and interruption identification, because of its incredible speculation and learning limit. However, there are a few issues that should be tended to while introducing an IDS, like giving continuous answers a high pace of interruption identification and a low occurrence of misleading problems. Order is a moving undertaking because of the overflow of elements and the trouble in perceiving the many-sided connections among them. The computational expense of SVM is high. In this way, by utilizing Apache Flash, a conveyed stage to finish various exercises rapidly, the execution time can be diminished.

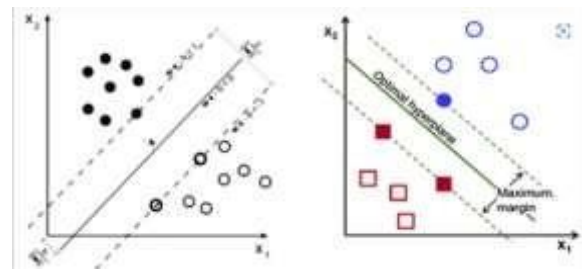


Figure 2

Accuracy: The percentage of accurate predictions for the test data is what is meant by accuracy. By dividing the number of accurate predictions by the total number of predictions, it may be simply determined.

5.5 User Interface

The pattern of Information Science and Examination is expanding step by step. From the information science pipeline, one of the main advances is model sending. We have a ton of choices in python for sending our model. A few well known systems are Carafe and Django. Yet, the issue with utilizing these

systems is that we ought to have some information on HTML, CSS, and JavaScript. Remembering these requirements, Adrien Treuille, Thiago Teixeira, and Amanda Kelly made "Streamlit". Presently utilizing streamlit you can send any AI model and any python project easily and without stressing over the frontend. Streamlit is very easy to use.

In this article, we will get familiar with a few significant elements of streamlit, make a python project, and convey the task on a nearby web server. How about we introduce streamlit. Type the accompanying order in the order brief.

pip install streamlit

When Streamlit is introduced effectively, run the given python code and in the event that you don't get a mistake, then streamlit is effectively introduced and you can now work with streamlit. Instructions to Run Streamlit record:

How to Run Streamlit file:



Figure 3

5. RESULTS

The recommended model stages and the Flash Large Information apparatus, which are used in the executed proposed model to make the model proficient for Enormous Information, are displayed in the "Strategies" segment. Table 3 shows the result of the information normalization strategy, which scales elements to a unit change to normalize them. Table 4 showed the model's discoveries for a couple of values picked utilizing the misfeatures approach, which is a Chi-selector procedure for picking highlights. To contrast the recommended model and elective systems, the analysis model's discoveries, shown, are used. Using AUROC and AUPR estimations, we

carried out SVM classifiers without the Chi-selector method for include determination and Calculated Relapse classifiers with the Chi-selector procedure. The investigation's discoveries exhibited that the model performs well and brings down the pace of bogus up-sides. shown the results in view of preparing and time forecast. Consequences of the proposed model were displayed in Figure . The Flash Chi-SVM model and other analysts' preparation and forecast based techniques were analyzed, and the Chi-SVM arose as the prevalent classifier.

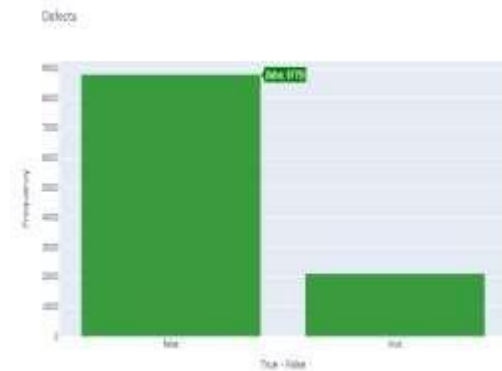


Figure 4 Data Exploration by grouping them on basis of class




Figure 5 Feature Extraction using Correlation

6. CONCLUSION:

This examination basically tries to utilize data mining procedures to anticipate programming absconds. Besides, this space is currently a critical exploration field by which various systems have been investigated to some way or another upgrade the productivity of identifying programming deserts or foreseeing bugs. All through this review, by planning another half and half model utilizing grouping, managed the issue of order exactness for monstrous datasets. These discoveries can be more improved with the utilization of a few datasets. An expansion in

the quantity of datasets can upgrade the discoveries. Contrasting further techniques is additionally conceivable.

REFERENCES

[1] Jayanthi, R. and Florence, L., 2019. Software defect prediction techniques using metrics based on neural network classifiers. *Cluster Computing*, 22(1), pp.77-88.

[2] Felix, E.A. and Lee, S.P., 2017. Integrated approach to software defect prediction. *IEEE Access*, 5, pp.21524-21547.

[3] Wang, T., Zhang, Z., Jing, X., Zhang, L.: Multiple kernel ensemble learning for software defect prediction. *Autom. Softw. Eng.* 23, 569–590 (2015).

[4] Xu, Z., Xuan, J., Liu, J., Cui, X.: MICHAC: defect prediction via feature selection based on maximal information coefficient with hierarchical agglomerative clustering. In: 2016 IEEE 23rd International Conference on Software Analysis, Evolution, and Reengineering (SANER), Suita, pp. 370–381 (2016).

[5] Ryu, D., Baik, J.: Effective multi-objective naïve Bayes learning for cross-project defect prediction. *Appl. Soft Comput.* 49, 1062 (2016).

[6] Shan C., Chen B., Hu C., Xue J., Li N.: Software defect prediction model based on LLE and SVM. In: *Proceedings of the Communications Security Conference (CSC '14)*, pp. 1–5 (2014).

[7] Yang, Z.R.: A novel radial basis function neural network for discriminant analysis. *IEEE Trans. Neural Netw.* 17(3), 604–612(2006).

[8] K. Han, J.-H. Cao, S.-H. Chen, and W.-W. Liu, “A software reliability prediction method based on software development process,” in *Quality, Reliability, Risk, Maintenance, and Safety Engineering (QR2MSE)*, 2013 International Conference on. IEEE, 2013, pp. 280–283.

[9] S. Parthipan, S. Senthil Velan, and C. Babu, “Design level metrics to measure the complexity across versions of ao software,” in *Advanced Communication Control and Computing Technologies (ICACCCT)*, 2014 International Conference on. IEEE, 2014, pp. 1708–1714.

[10] A. Panichella, R. Oliveto, and A. De Lucia, “Cross-project defect prediction models: L’union fait la force,” in *Software Maintenance*,

[11] Bautista, A.M., Feliu, T.S.: Defect prediction in software repositories with artificial neural networks.

In: Mejia, J., Munoz,M., Rocha,Á., Calvo-Manzano, J. (eds.) *Trends and Applications in Software Engineering.Advances in Intelligent Systems and Computing*, vol.405. Springer, Cham (2016).

[12] H. Lu, B. Cukic, and M. Culp, “Software defect prediction using semisupervised learning with dimension reduction,” in *Automated Software Engineering (ASE)*, 2012 Proceedings of the 27th IEEE/ACM International Conference on. IEEE, 2012, pp. 314–317.