



ISSN: 2454-9940



**INTERNATIONAL JOURNAL OF APPLIED
SCIENCE ENGINEERING AND MANAGEMENT**

E-Mail :
editor.ijasem@gmail.com
editor@ijasem.org

www.ijasem.org

The Ultimate Unified Theory: Cracking the Hysteresis Code

VANTERU NARAYNA REDDY¹, L.M.L.NARAYANA REDDY², SK.RASOOL³,

Article Info

Received: 09-01-2023

Revised: 10 -02-2023

Accepted: 22-03-2023

ABSTRACT :

Volume 21, Issue 1 of London LJP Journals Press 449U, Compilation 1.0 Long explored, but as of yet unresolved, is the issue of the mathematical description of the hysteresis loop of ferromagnetic materials. Particularly popular models are the Jiles-Atherton model of ferromagnetic phenomenology and the Preisach model of generic hysteresis characteristics. However, they can only partially explain hysteresis. Due to hysteresis loss, the eddy current heats up nanomagnetic materials. Hysteresis is currently more important to investigate due to nanomagnetic features, yet it can only be explained by magnetic domains and their variations. This study first illustrates the ferromagnetic hysteresis loop opening using a trigonometric model. Finally, it is mentioned that it is confirmed.

Keywords: open hysteresis, projection of hysteresis, magnetization, magnetic domain, nonmagnetic material, trigonometric expression of hysteresis.

INTRODUCTION

Hysteresis can be found everywhere as in physics, astronomy, chemistry, engineering, biology, and economics. Sir James Alfred Ewing studied firstly the hysteresis of magnetic materials around 1890. M. Krasnosel'skii turned his attention increasingly to discontinuous processes and operators, in connection firstly with nonlinear control systems and then with a mathematically rigorous formulation of hysteresis which encompasses most classical models of hysteresis and is now standard [1]. One of the most common magnetic phenomena is magnetic hysteresis, which shows the relationship between the magnetization of the

ferromagnetic material and the magnetic field [2-3]. Many years of theoretical research have provided detailed theories, mathematical expressions, and models to explain the physical mechanism of the phenomenon of hysteresis [4-6]. Of these, the Preisach model [7], which determines the general characteristics of hysteresis, and the Jiles-Atherton model [8], a theory of ferromagnetic phenomenology, are widely used. Theoretical physicists and mathematicians have been working for many years to understand the physical mechanism of hysteresis and to create sufficient mathematical expressions to describe it.

ASSOCIATE PROFESSOR^{1,2}, ASSISTANT PROFESSOR³,
DEPARTMENT OF ECE
PBR VISVODAYA INSTITUTE OF TECHNOLOGY AND SCIENCE::KAVALI

Many experimental studies of hysteresis carried out in modern techniques and technologies. For example, only the types of Hall effects include the Quantum Hall effect [9], the quantum anomaly Hall effect [10], and the spin Hall effect [11-12]. For each topic involving hysteresis, there are appropriate models, indicating the need for a unified model. All modern magnetic materials, from the soft Fe-Ni alloy to the hard magnetic Nd-Fe-B permanent magnet used in electronic circuits, are all associated with hysteresis. It is necessary to model the hysteresis phenomenon and create the conditions with the highest efficiency by selecting the optimal parameters.

Saturation of the magnetic hysteresis loop, coercive force, and residual magnetism are the main parameters that determine the properties of ferromagnetism (Figure 1).

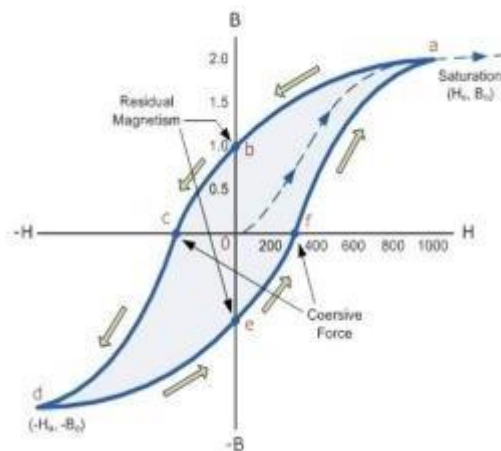


Figure 1: Ferromagnetic hysteresis loop

The Phenomenon of Electromagnetic energy into thermal energy by the action of some magnetic nanoparticles is widely studied. The amount of heat emitted depends on two types: the loss of ferromagnetic hysteresis and magnetic susceptibility of superparamagnetic nanoparticles [13]. This paper focused on opening the hysteresis of magnetic materials and on explaining the characteristics of the hysteresis loop using a mathematical model (The Supreme Theory of

Everything) based on the transformation of trigonometric formulas [14-16].

The value of y depends on where x came from. If x is increasing, then $y = y_2$. If x is decreasing, then $y = y_1$. The curve is followed in the direction given by the arrows and indicates whether to use the upper or lower part.

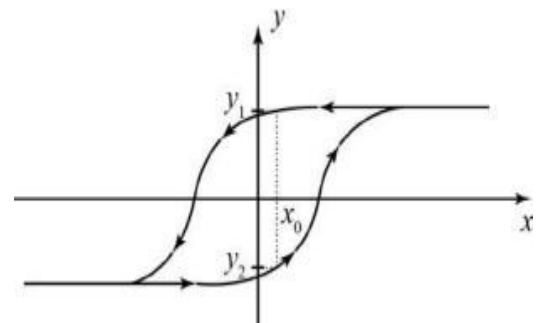


Figure 2: Demonstrating how to interpret a hysteresis curve

A system with hysteresis is one that has memory. Its output depends on where it came from". For this reason, leading scientists worked hard to express the mathematical formulations of the magnetic hysteresis, but generally experimental. [17]. The hysteresis loop has two directions: upward and downward. Since the question is whether y value will take on value y_1 or y_2 [17]. To avoid this problem and open the hysteresis y only must take one y value. To do this, we need to transform the function $B(H)$ into $H(B)$ (Figure 3b), and then it is possible to convert the left or right direction of the function by the mirror method at the saturation point (M_s). Depending on which saturation point, it may be called left or right open hysteresis (Figure 3).

MATHEMATICAL MODEL OF HYSTERESIS

Hysteresis is the most complicated of all the nonlinearities presented because y is not simply a function of x , as it has been in the other cases. Rather, y is also a function of x' . Unlike the other nonlinearities, there is no single mathematical expression for hysteresis. It is typically expressed

graphically. The first thing to note about the relationship between x and y is that for a given x, there may be two possible values for y. The way to interpret the relationship is as follows. Consider a specific value for x shown in Figure 2 as x0. The question is whether y value will take on value y1 or y2. Just knowing x0 is not enough information.

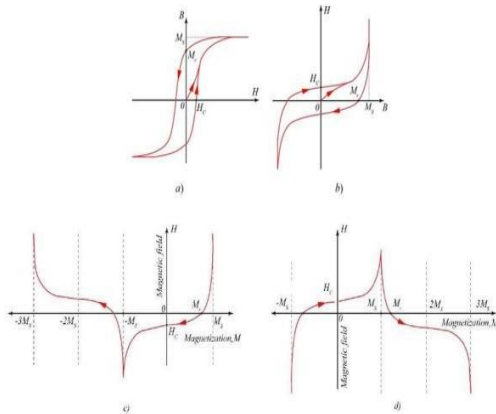


Figure 3: Algorithm for the opening of ferromagnetic hysteresis a) Traditional hysteresis, b) Reverse hysteresis, c) Left open hysteresis d) Right open hysteresis

For magnetic hysteresis, the magnetization B is a function of the magnetic field, $B = B(H)$. It is not possible to open hysteresis because the quantity H, which directly controls the process, varies in all numerical regions. However, since the dependent variable B is changed in the interval $[-M_s, M_s]$, it is possible to open the inverse hysteresis $H = H(B)$. To construct a mathematical model, let us move on to the dimensions that do not depend on (1)

$$x = \frac{\pi B}{2 M_s}, x \in \left[-\frac{\pi}{2}, \frac{3\pi}{2}\right] \quad (1)$$

$$y = \frac{H}{H_c}, y \in [-\infty, \infty]$$

The mathematical expression for open hysteresis is described by Formula (2) [14-16] shown in Figure 3 c.

$$y = \frac{a \sin(x - \theta)}{|\cos(x)|} \quad (2)$$

Where x is the value of the angle along the circle, θ is the parameter that determines the phase shift or

residual magnetization value, and a is the parameter that determines the amplitude or coercive force. Thus, by replacing the two axes of the hysteresis graph, the design becomes clear and easier to use. It indicates that the x-axis seems to take on the plus and minus infinity and trigonometric transformation from a time-domain function to a frequency domain. We understand the partial frequency interval as time. The vertical axis represents the magnetic field (electric field), and the horizontal x-axis represents the magnetization (polarization) (Figure 3b). Formula (2) looks like the ratio of the upper and lower axes of an ellipse. If the amplitude of the sine function is greater than the cosine (), the ellipse is vertically oval, and if the amplitudes are equal (), it is circular. At its a horizontal oval ellipse. Since Formula (2) has the form cosine function 1/0, two large singulars

appear to be monotonically increasing and decreasing functions. The positive singular is $\pi/2$, and the negative singular is $-\pi/2$. One complete turn of a circle consists of two parts: the left-wing is in the interval $[-3\pi/2, -\pi/2]$ and the right-wing is between $[-\pi/2, \pi/2]$. While the magnetic field (H) can increase infinitely, the magnetization (M) is finite or saturated at a certain M_s -point. When H equals 0, the residual magnetization (M_r) is determined. The magnetic field then becomes negative and appears as infinite at 2700° , and the magnetization reaches saturation point again at M_s .

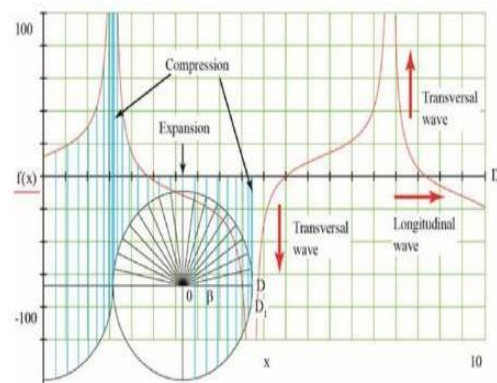


Figure 4: Open hysteresis defined by Formula (2) (For simplicity, $a = 0.5$ and $\theta = -\pi/4$ are calculated)

Figure 4 shows the projection on the x-axis of the y function [14] and the magnetic state of open hysteresis. The function y (optically, the distance of light transition in the transmitting medium) is directly proportional to the amplitude (thickness of the light-transmitting medium) and is inverse proportional to the cosine of the difference of incident and refraction angles [14]. Thus, the Supreme Theory of Everything shows no space or

time, but that it is by expressions such as amplitude, frequency, and phase shift.

$$c(x) = \frac{10 \sin(x - \frac{\pi}{4})}{|\cos(x)|}; \quad c1(x) = \frac{10 \sin(x + \frac{\pi}{4})}{|\cos(x)|}; \quad c2(x) = \frac{15 \sin(x)}{|\cos(x)|} \quad (3)$$

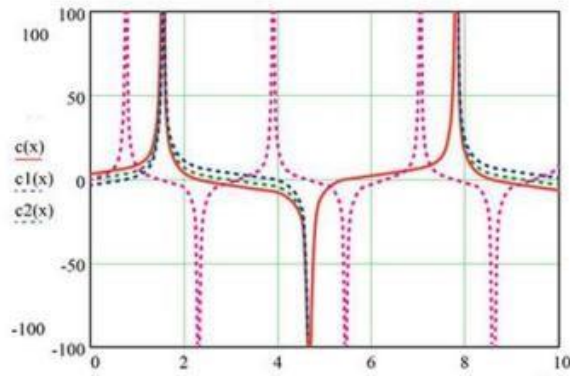


Figure 5: Behaviors of open hysteresis

Let us consider some features of open hysteresis based on equations (3):

- When the phase shift is negative ($c(x)$), the right-wing is higher than the left-wing. If the phase shift is positive ($c1(x)$), the left-wing of the hysteresis is higher than the right-wing.
- If the formula has no phase shift ($c2(x)$), the two wings are symmetrical.

The characteristics of open hysteresis compared with the experimental results.

HYSTERESIS OF MAGNETIC CuFe2O4 COMPOUNDS

The measured values of the magnetic properties of the CuFe2O4 magnetic material cited from the work [17] (Figures 6, 7, 8).

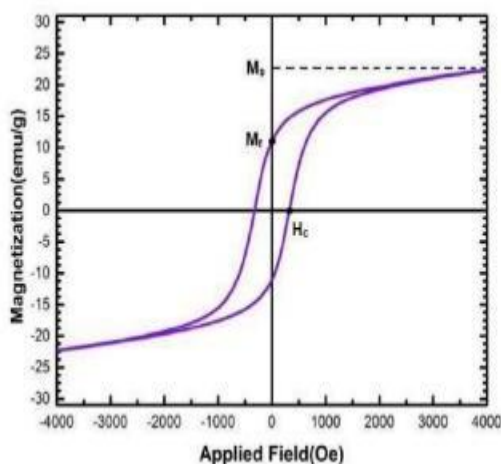


Figure 6: The hysteresis loop of CuFe2O4 nanoparticles fired at 850 OC

The results of the hysteresis measurements are analyzed using the methods described above. To approximate, transfer the physical quantity to the normally non-dimensional dependent quantity according to Formula (2). $M_s = 22$ emu/g, and $H_c = 325$ Oe were obtained from the measurement results [18]. To do this, use the values of $M_s = 22$ emu/g and $H_c = 325$ Oe obtained from the measurements, normalize them according to Equation (2), and convert them to non-dimensional quantities. Since the opening point is , the lower curve of the hysteresis loop conversion leads to an open hysteresis curve (Figure 7 and Figure 8).

$$\bar{x}_i = -\pi - x_i \quad \bar{x}_i = -\pi - x_i, \quad \bar{y}_i = y_i \quad \bar{y}_i = y_i$$

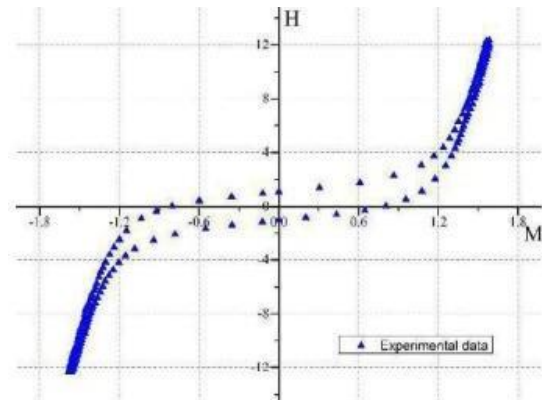


Figure 7: Reverse hysteresis of CuFe2O4 nanomagnetic compounds

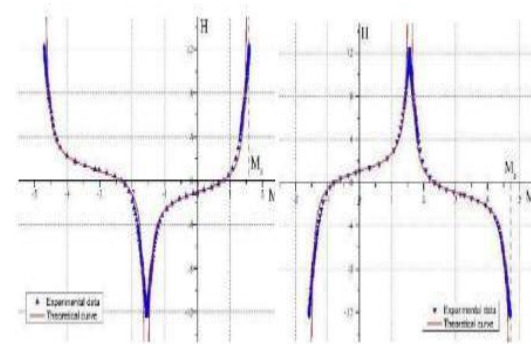


Figure 8: Fitting of the theoretical and experimental curves of the open hysteresis a) left open hysteresis, b) right open hysteresis

The results show that the mathematical model of The Supreme Theory of Everything can approach the magnetic hysteresis curve with high accuracy and to explain the physical process. There are the

values of the approximate parameters a and θ and the standard errors shown in Table 1.

Table 1: Standard deviations of the theory and measurement curves

	a	Standard error	θ	Standard error
Left open hysteresis	1.48395	0.02339	0.79116	0.01557
Right open hysteresis	1.49068	0.02091	-0.78845	0.01359

The standard approach error was found to be 1.57% for the parameter a and 1.97% for phase transition θ . The results show that the mathematical model of The Supreme Theory of Everything can approach the magnetic hysteresis curve with high accuracy and explain the physical process

CONCLUSION

The experimental values are converted to non-standardized units by Formula (2). Subsequently, the hysteresis opens successfully after the transformation. It is possible to explain the hysteresis of the magnetic material determined experimentally with the help of Formula (2). It is possible to extend the formula by adding physical parameters in the future. With the help of the open hysteresis formula of the magnetic materials, it is possible to express many properties of the magnetic materials, such as ferromagnetic, Paramagnetic, ferrimagnetic, antiferromagnetic.

REFERENCES

- [1]. Krasnosel'skii, Mark A., Pokrovskii, Aleksei V., *Systems with Hysteresis*, 1989, Springer, Berlin.
- [2]. G. Bertotti, *Hysteresis in Magnetism*, Academic Press, San Diego (1998).
- [3]. F. Fiorillo, C. Appino, and M. Pasquale, *Hysteresis in Magnetic Materials, The Science of Hysteresis, Volume III, Chapter 1*, pp. 1-190, (2006).
- [4]. Mayergoys, Isaak D. *Mathematical Models of Hysteresis and their Applications*:(2003), Academic Press. ISBN 9780124808737.
- [5]. A.Tena, D.Fotiadis, Ch. Massalas, *Hysteresis modeling and applications, Advances in scattering and biomedical engineering*, pp. 313-322, 2004.
- [6]. N. Pop, *A model for magnetic hysteresis, The European Physical Journal Plus volume 134*, 2019.
- [7]. F. Preisach, *Über Die magnetischenachwirkung*, Z. Phys. 94, 277-302, (1935).
- [8]. D. C. Jiles and A. L. Atherton, *Theory of ferromagnetic hysteresis, J. Magn. Magn. Mater.* 61, 48-60 (1986).
- [9]. Yong-Chang Lau, Davide Betto, Karsten Rode, JMD Coey, Plamen Stamenov, *Spin-orbit torque switching without an external field with a ferromagnetic exchange-biased coupling layer*, arXiv: 1511.05773 [condmat. mes-hall], 2015.
- [10]. Cui-Zu Chang, Jinsong Zhang, Xiao Feng, Jie Shen, Zuocheng Zhang, Minghua Guo, Kang Li, YunboOu, Pang Wei, Li-Li Wang, Zhong-Qing Ji, Yang Feng, Shuaihua Ji, Xi Chen, Jinfeng Jia, Xi Dai, Zhong Fang, Shou-Cheng Zhang, Ke He, Yayu Wang, Li Lu, Xu-Cun Ma, Qi-KunXue, *Experimental Observation of the Quantum Anomalous Hall Effect in a Magnetic Topological Insulator*, Science, Vol 340, 2013.
- [11]. Kane C. L. and E. J. Mele, (2005), *Quantum Spin Hall Effect in Graphene*, Phys. Rev. Lett. 95 (22):226081. arXiv:cond-mat/0411737. doi:10.1103/PhysRevLett.95.226801.
- [12]. Mark Wardle (2004). "Star Formation and the Hall Effect". *Astrophysics and Space Science*. 292 (1).
- [13]. Mahnaz Amiri, Masoud Salavati-Niasari, Ahmad Akbari, *Advances in Colloid and Interface Science*, vol. 265, pp. 29-44, 2019.
- [14]. Ulaanbaatar Tarzad., *Formula Extraction in Supreme Theory of Everything, Advances in Theoretical and Computational Physics*, Vol 2, Issue 4, 2 of 3, 2019a, doi.org/10.33140/ATCP.02.04.01.
- [15]. Ulaanbaatar Tarzad, *Supreme Theory of Everything, Advances in Theoretical and Computational Physics*, Vol 2, Issue 2, 2-6, 2019b, doi.org/10.33140/ATCP.02.02.05
- [16]. Ulaanbaatar Tarzad, *Supreme Theory of Everything: Whole Universe in a Simple Formula*, London Journal of Research in Science: Natural and Formal, Volume 20 | Issue 5 | Compilation 1.0, p. 73-90.
- [17]. Mellodge, P., *Characteristics of Nonlinear Systems, in A Practical Approach to Dynamical Systems for Engineers*, 2016, <https://www.Sciencedirect.com/topics/engineering/hysteresis>.
- [18]. Reza Peymanfar, Farzaneh Azadi, Yousef Yassi, "Preparation and Characterization of CuFe2O4 Nanoparticles by the Sol-Gel Method and Investigation of its Microwave Absorption Properties at Ku-band Frequency using Silicone Rubber", *Proceedings of The 3rd International Electronic Conference on Materials Sciences*, 2018, doi.org/10.3390/ecms2018-05218